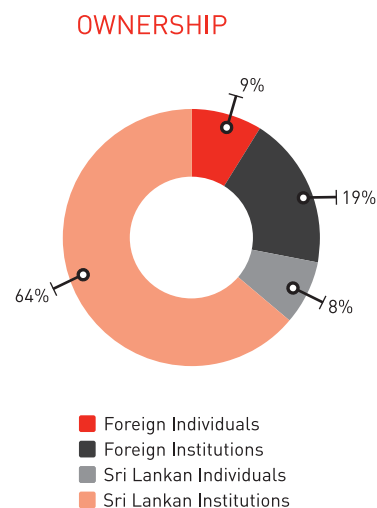
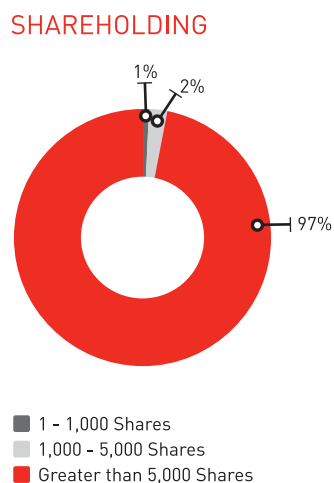
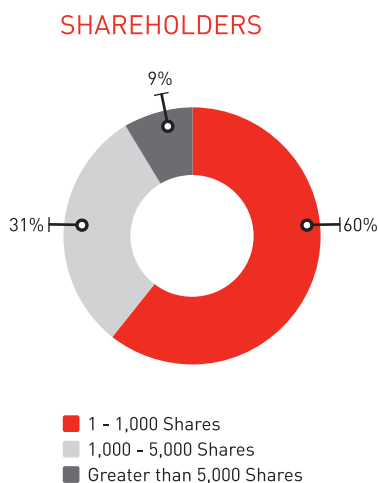


# SHARE INFORMATION

## SUPPLEMENTARY INFORMATION

<i>Year ended 31 March</i>	2011	2010
<b>Earnings</b>		
Earnings per share, Rs	26.95	6.48
Price earning ratio, times	6.4	13.9
<b>Dividends</b>		
Dividends for the year, paid and proposed, Rs m	2,649	794
Dividend per share, Rs	10.00	6.00
<b>Book Value - Bank</b>		
Net assets per share on 31 March, Rs	76.33	59.37
<b>Price Indices</b>		
CSE all Share Price Index	7,226.12	3,724.59
Milanka Price Index	6,874.74	4,270.73
<b>Share Prices</b>		
Lowest, Rs	169.10 (31.03.11)	67.00 (02.04.09)
Highest, Rs	550.00 (30.09.10)	183.50 (04.03.10)
Last transaction, Rs	171.80 (31.03.11)	180.50 (31.03.10)
<b>Market Capitalisation</b>		
Value, Rs m	45,507	23,894
% of total trade	1.88	1.97
Rank	13	14
<b>Value of Shares Traded</b>		
Value, Rs m	7,629	5,532
% of total trade	1.14	2.84
Rank	17	5
<b>Days Traded</b>		
Number of days traded	239	238
Total number of market days	239	240
% of market days traded	100.00	99.17
<b>Frequency of Shares Traded</b>		
Number of transactions	19,700	11,441
% of total frequency	0.48	0.77
Rank	68	44



### Size-wise Distribution of Shareholding

Number of Shares	As at 31 March 2011			As at 31 March 2010		
	No. of Shareholders	Total Holding	%	No. of Shareholders	Total Holding	%
01 - 1,000	5,938	2,175,145	0.82	6,226	2,088,678	1.58
1,001 - 5,000	3,024	6,260,189	2.36	1,265	2,684,969	2.03
5,001 - 10,000	369	2,650,798	1.00	180	1,286,493	0.97
10,001 - 50,000	345	7,486,004	2.83	183	3,905,804	2.95
50,001 - 100,000	54	3,636,054	1.37	39	2,861,812	2.16
100,001 - 500,000	45	9,631,498	3.64	33	7,515,457	5.68
500,001 - 1,000,000	10	6,532,196	2.47	10	6,714,184	5.07
Greater than 1,000,000	25	226,511,884	85.51	16	105,317,908	79.56
<b>Total</b>	<b>9,810</b>	<b>264,883,768</b>	<b>100</b>	<b>7,952</b>	<b>132,375,305</b>	<b>100</b>

### Ownership

Shareholding %	As at 31 March 2011			As at 31 March 2010		
	Foreign	Sri Lankan	Total	Foreign	Sri Lankan	Total
Individuals	8.83	8.08	16.91	8.86	8.04	16.9
Institutions	19.32	63.77	83.09	21.34	61.76	83.1
<b>Total</b>	<b>28.15</b>	<b>71.85</b>	<b>100</b>	<b>30.2</b>	<b>69.8</b>	<b>100</b>

As per the Rule No.8.7(h) of the Colombo Stock Exchange, percentage of public holding as at 31.03.2011 was 60.38% (60.29% as at 31.03.2010)