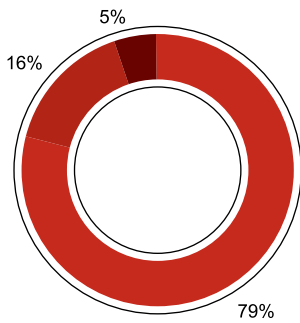


Share Information

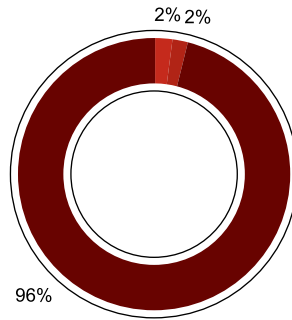
<i>Year ended 31 March</i>	2009	2008
Earnings		
Earnings per share, Rs.	10.41	10.41
Price Earnings Ratio, times	6.56	12.10
Dividends		
Final Dividend Paid (proposed paid)	653.66	653.66
Dividend per share, Rs	5.00	5.00
Book Value		
Net assets per share on 31 March, Rs	110.90	108.62
Price Indices		
CSE All Share Price Index	1,638.06	2,550.47
Milanka Price Index	1,736.20	3,181.30
Share Prices		
Lowest, Rs	52.00(30.12.08)	115.50(23.01.08)
Highest, Rs	130.00(30.05.08)	200.00(27.04.08)
Last transaction, Rs	68.25(31.03.09)	126.00(31.03.08)
Market Capitalisation		
Value, Rs million	8,890	16,401
% of total trade	1.67	1.97
Rank	11	8
Value of Shares Traded		
Value, Rs million	1,364	1,036
% of total trade	1.28	1.20
Rank	10	12
Days Traded		
Number of days traded	222	224
Total number of market days	239	239
% of market days traded	92	94
Frequency of Shares Traded		
Number of transactions	2,381	2,501
% of total frequency	0.35	0.29
Rank	100	107

Shareholders



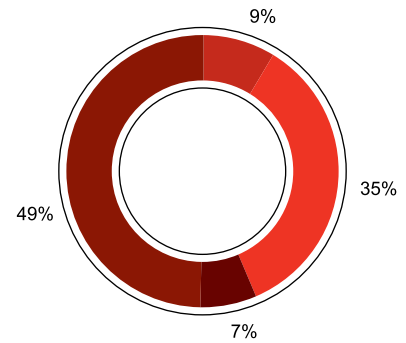
- 1-1,000 Shares
- 1,000 - 5,000 Shares
- Greater than 5,000 Shares

Shareholding



- 1-1,000 Shares
- 1,000 - 5,000 Shares
- Greater than 5,000 Shares

Ownership



- Foreign Individuals
- Foreign Institutions
- Local Individuals
- Local Institutions

Size-wise Distribution of Shareholding

Number of Shares	As at 31 March 2009			As at 31 March 2008		
	No. of Holders	Total Holding	%	No. of Holders	Total Holding	%
01 - 1,000	6,117	2,054,968	1.57	6,043	2,062,091	1.58
1,001 - 5,000	1,216	2,476,991	1.90	1,215	2,450,335	1.88
5,001 - 10,000	156	1,090,946	0.83	147	1,041,783	0.80
10,001 - 50,000	141	2,749,647	2.10	132	2,495,210	1.92
50,001 - 100,000	28	1,947,198	1.49	22	1,560,977	1.20
100,001 - 500,000	16	3,071,409	2.35	18	3,568,222	2.74
500,001 - 1,000,000	09	6,262,453	4.79	09	5,855,253	4.50
Greater than 1,000,000	16	111,078,858	84.97	19	111,161,732	85.38
Total	7,699	130,732,470	100.00	7,605	130,195,603	100.00

Ownership

Shareholding %	As at 31 March 2009			As at 31 March 2008		
	Foreign	Sri Lankan	Total	Foreign	Sri Lankan	Total
Individuals	8.71	6.69	15.40	4.20	7.24	11.44
Institutions	34.83	49.77	84.60	35.09	53.47	88.56
Total	43.54	56.46	100.00	39.29	60.71	100.00

As per the Rule No. 7.6 (iv) of the Colombo Stock Exchange, percentage of public holding as at 31.03.2009 was 38.12% (38.25% as at 31.03.2008).